

Monmouth Autumn/Winter Head Boating and Circulation For all Divisions

Boat IN NUMBER ORDER

Paddle up to start

**Once Boated, NO OVERTAKING
(Until you're racing!)**

**Stay inside buoys and launches
and close to Dixon Bank**

Give Way to racing boats

Stay tight to the bend

Strip after bend before turning

Obey Launch Instructions

RACING:

Listen to start marshal

Stay middle/Hadnock side

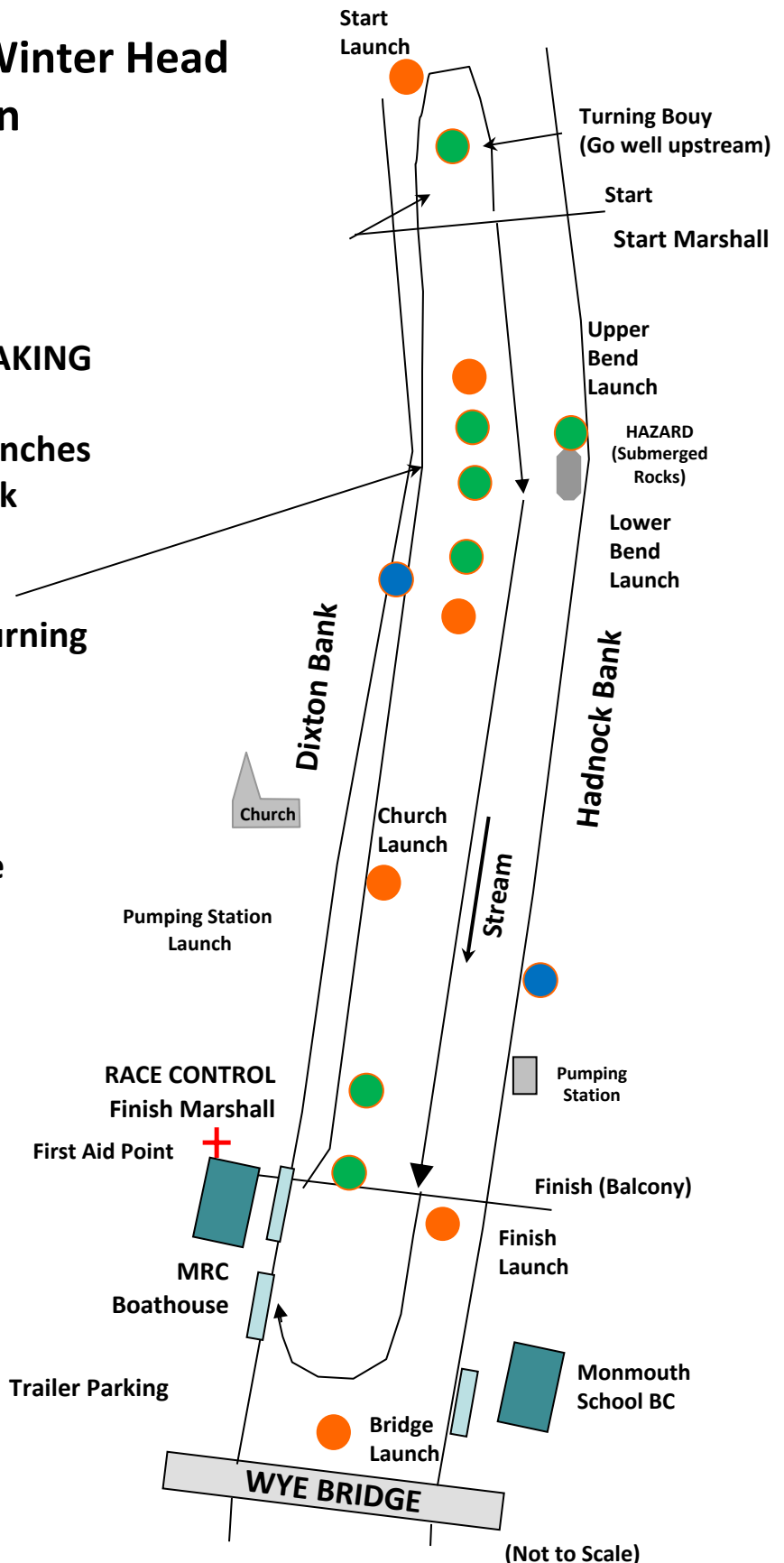
Beware Bend and Rocks

**Listen to Launches and
obey instructions**

**Be mindful that boats will
be paddling up to start
Race well**

**Turn quickly after finish
(Well upstream of bridge)**

Have a good row.



- **Safety Launches**
- **Marker Buoys**
- **Bank Marshall**

Monmouth Autumn and Winter Head – Course Layout & Contacts

Radios (see protocol document):

Channel 1 – Race Control

Channel 2 – Boating (MRC and Boy’s School))

Radio Holders:

- “Start Launch”
- “Start Marshall”
- “Upper Bend Launch”
- “Lower Bend Launch”
- “Lower Bend Bank Marshall”
- “Church Launch”
- “Pumping Station Launch”
- “Finish Launch”
- “Finish Marshall”
- “RACE CONTROL”





Single channel – so no gossip!

Normally speak to RACE CONTROL

Example:

- “Race Control this is Start Launch, Over”
- “Start Launch this is Race Control, go ahead, over”
- “Crews are ready to start, over”
- “OK, ready to start, out”

Key:

-  Launches
-  Course Markers
-  Umpire/Marshall
-  Landing Points

